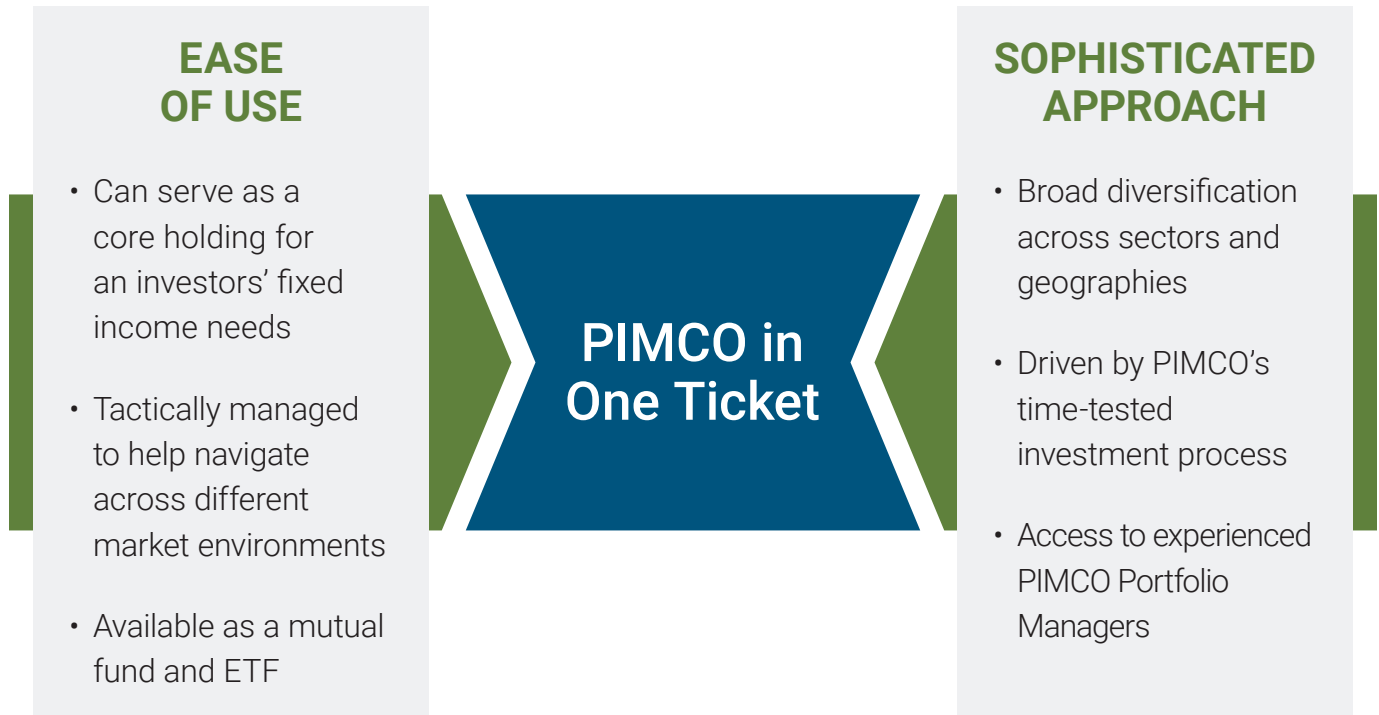


PIMCO Managed Bond Pools

FIXED INCOME INVESTMENT POOLS DELIVERING SOPHISTICATED, ONE-TICKET SOLUTIONS FROM ONE OF THE WORLD'S LARGEST FIXED INCOME MANAGERS.



FUND CODES & FEES

	CAD	USD	1-year	3-year	S.I. returns	Management Fee (%)*
Managed Conservative Pool – Series A	PM0014	PM02014	5.32	0.44	0.62	1.09
Managed Conservative Pool – Series F	PM0214	PM02214	5.89	0.99	1.17	0.59
Managed Conservative Pool - ETF	PCON	N/A	5.89	1.01	1.18	0.59
Managed Core Pool – Series A	PM0015	PM02015	5.02	-0.34	-0.17	1.09
Managed Core Pool – Series F	PM0215	PM02215	5.60	0.21	0.72	0.59
Managed Core Pool – ETF	PCOR	N/A	5.59	0.20	0.70	0.59

As of 31 March 2024. Source: PIMCO. Performance is displayed net of fees. Inception date for pools is 14-02-2020

Commissions, trailing commissions, management fees and expenses all may be associated with mutual fund investments. Please read the prospectus before investing. The indicated rates of return are the historical annual compounded total returns including changes in unit value and reinvestment of all dividends and does not take into account sales, redemption, distribution or optional charges or income taxes payable by any security holder that would have reduced returns. Mutual funds are not guaranteed, their values change frequently and past performance may not be repeated.

*The Annual Management Fee is used to pay for investment management services and general administration of the fund, this fee does not include taxes.

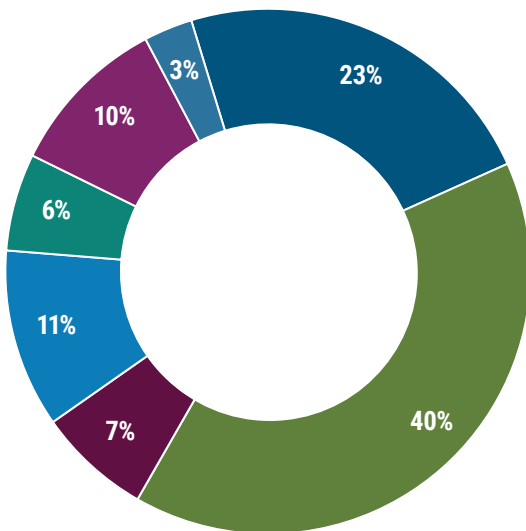
Your one-ticket solution

Built upon PIMCO’s time-tested investment philosophy, PIMCO Pools are actively managed by PIMCO’s Asset Allocation Portfolio Management team, overseeing portfolio construction, the specification of pool parameters, and the development of forward-looking return and risk assumptions. Underlying funds draw on the expertise of over 300+ portfolio managers and 80+ global credit research analysts (as of 31 December 2023), with globally diversified allocations across regions, sectors, credit quality, and maturity.

MANAGED CONSERVATIVE BOND POOL

Duration	2.52 years
Estimated YTM (gross of fees)	5.80%

CURRENT ALLOCATIONS:

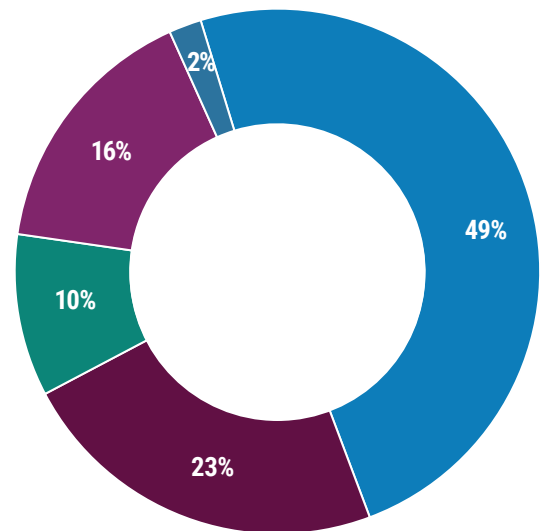


	Allocations
Low Dur Monthly Income (Canada)	40%
Global Short (Canada)	23%
Canadian TR	11%
Monthly Income (Canada)	10%
Flex Global Bond (Canada)	7%
IGC (Canada)	6%
Unconstrained Bond (Canada)	3%

MANAGED CORE BOND POOL

Duration	4.60 years
Estimated YTM (gross of fees)	5.60%

CURRENT ALLOCATIONS:



	Allocations
PIMCO Monthly Income Fund (Canada)	49%
PIMCO Canadian Total Return Fund	23%
PIMCO Investment Grade Credit Fund (Canada)	16%
PIMCO Flexible Global Bond Fund (Canada)	10%
PIMCO Unconstrained Bond Fund (Canada)	2%

Commissions, trailing commissions, management fees and expenses all may be associated with mutual fund investments. Please read the prospectus before investing. The indicated rates of return are the historical annual compounded total returns including changes in unit value and reinvestment of all dividends and does not take into account sales, redemption, distribution or optional charges or income taxes payable by any security holder that would have reduced returns. Mutual funds are not guaranteed, their values change frequently and past performance may not be repeated.

Duration and yield are as of 31 March 2024. Allocations are as of 31 March 2024. Source: PIMCO.

Past performance is not a guarantee or a reliable indicator of future results.

Yield to Maturity (YTM) is the estimated total return of a bond if held to maturity. YTM accounts for the present value of a bond’s future coupon payments. PIMCO calculates a Fund’s Estimated YTM by averaging the YTM of each security held in the Fund on a market-weighted basis. PIMCO pulls each security’s YTM from PIMCO’s Portfolio Analytics database. In general, the calculation will incorporate the yield based on the notional value of all derivative instruments held by a Fund. The measure does not reflect the deduction of fees and expenses and is not necessarily indicative of the Fund’s actual performance. A portfolio’s actual yield or distribution rate may be significantly lower than its estimated YTM in practice. Also, estimated YTM is not intended to indicate that a portfolio will actually hold any or all of its portfolio securities to maturity in practice, and various securities may be sold or otherwise disposed of prior to maturity. Estimated YTM is not a projection or prediction of the actual yield or return that a portfolio may achieve or any other future performance results. There can be no assurance that a portfolio will achieve any particular level of yield or return and actual results may vary significantly from estimated YTM.

Globally diversified bond strategies in a simple, sophisticated solution

MANAGED CONSERVATIVE BOND POOL

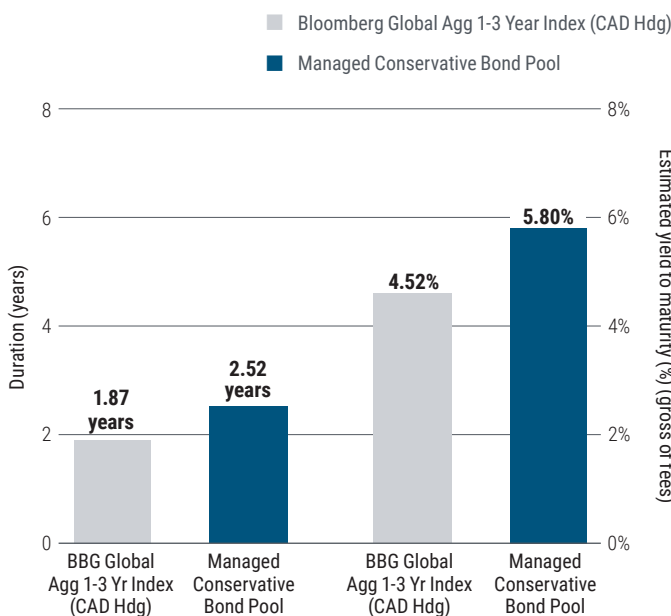
Top Countries	Duration %
United States	49.20
Canada	33.13
United Kingdom	6.28
Australia	4.19
Mexico	1.52
Spain	1.30
Switzerland	1.00
South Africa	0.84
Brazil	0.76
Luxembourg	0.64

MANAGED CORE BOND POOL

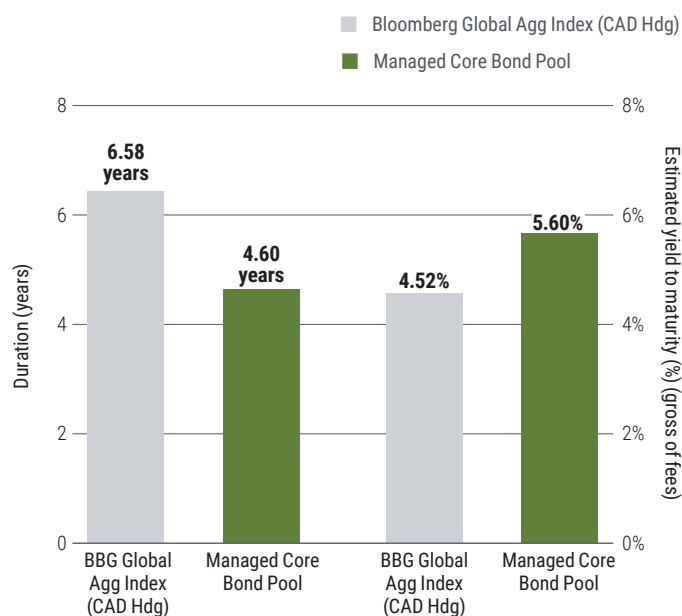
Top Countries	Duration %
United States	52.97
Canada	34.43
United Kingdom	4.23
Australia	3.39
Mexico	0.85
Switzerland	0.85
Netherlands	0.79
Spain	0.58
Brazil	0.50
South Africa	0.46

The Pools seek to offer attractive yields with modest levels of duration

MANAGED CONSERVATIVE BOND POOL



MANAGED CORE BOND POOL



Commissions, trailing commissions, management fees and expenses all may be associated with mutual fund investments. Please read the prospectus before investing. The indicated rates of return are the historical annual compounded total returns including changes in unit value and reinvestment of all dividends and does not take into account sales, redemption, distribution or optional charges or income taxes payable by any security holder that would have reduced returns. Mutual funds are not guaranteed, their values change frequently and past performance may not be repeated.

As of 31 March 2024. Source: PIMCO.

Past performance is not a guarantee or a reliable indicator of future results.

Yield to Maturity (YTM) is the estimated total return of a bond if held to maturity. YTM accounts for the present value of a bond's future coupon payments. PIMCO calculates a Fund's Estimated YTM by averaging the YTM of each security held in the Fund on a market-weighted basis. PIMCO pulls each security's YTM from PIMCO's Portfolio Analytics database. In general, the calculation will incorporate the yield based on the notional value of all derivative instruments held by a Fund. The measure does not reflect the deduction of fees and expenses and is not necessarily indicative of the Fund's actual performance. A portfolio's actual yield or distribution rate may be significantly lower than its estimated YTM in practice. Also, estimated YTM is not intended to indicate that a portfolio will actually hold any or all of its portfolio securities to maturity in practice, and various securities may be sold or otherwise disposed of prior to maturity. Estimated YTM is not a projection or prediction of the actual yield or return that a portfolio may achieve or any other future performance results. There can be no assurance that a portfolio will achieve any particular level of yield or return and actual results may vary significantly from estimated YTM.

No offering is being made by this material. Interested investors should obtain a copy of the prospectus, which is available from your Financial Advisor.

Commissions, trailing commissions, management fees and expenses all may be associated with mutual fund investments. Please read the prospectus before investing. Mutual funds are not guaranteed, their values change frequently and past performance may not be repeated.

Past performance is not a guarantee or a reliable indicator of future results.

The performance figures presented reflect the total return performance and reflect changes in unit price and reinvestment of dividend and capital gain distributions. All periods longer than one year are annualized. Funds typically offer different series, which are subject to different fees and expenses (which may affect performance), having different minimum investment requirements and are entitled to different services.

Investments made by a Fund and the results achieved by a Fund are not expected to be the same as those made by any other PIMCO-advised Fund, including those with a similar name, investment objective or policies. A new or smaller Fund's performance may not represent how the Fund is expected to or may perform in the long-term. New Funds have limited operating histories for investors to evaluate and new and smaller Funds may not attract sufficient assets to achieve investment and trading efficiencies. A Fund may be forced to sell a comparatively large portion of its portfolio to meet significant unit holder redemptions for cash, or hold a comparatively large portion of its portfolio in cash due to significant share purchases for cash, in each case when the Fund otherwise would not seek to do so, which may adversely affect performance.

Investments made by a Fund and the results achieved by a Fund are not expected to be the same as those made by any other PIMCO-advised Fund, including those with a similar name, investment objective or policies. A new or smaller Fund's performance may not represent how the Fund is expected to or may perform in the long-term. New Funds have limited operating histories for investors to evaluate and new and smaller Funds may not attract sufficient assets to achieve investment and trading efficiencies. A Fund may be forced to sell a comparatively large portion of its portfolio to meet significant unitholder redemptions for cash, or hold a comparatively large portion of its portfolio in cash due to significant unit purchases for cash, in each case when the Fund otherwise would not seek to do so, which may adversely affect performance.

Although the Funds may seek to maintain stable distributions, the Funds' distribution rates may be affected by numerous factors, including but not limited to changes in realized and projected market returns, fluctuations in market interest rates, Fund performance, and other factors. There can be no assurance that a change in market conditions or other factors will not result in a change in a Fund's distribution rate or that the rate will be sustainable in the future. For instance, during periods of low or declining interest rates, a Fund's distributable income levels may decline for many reasons. For example, the Fund may have to deploy uninvested assets (whether from purchases of Fund unit, proceeds from matured, traded or called debt obligations or other sources) in new, lower yielding instruments. Additionally, payments from certain instruments that may be held by the Fund (such as variable and floating rate securities) may be negatively impacted by declining interest rates, which may also lead to a decline in the Fund's distributable income.

Differences in the Fund's performance versus the index and related attribution information with respect to particular categories of securities or individual positions may be attributable, in part, to differences in the pricing methodologies used by the Fund and the index.

Portfolio structure is subject to change without notice and may not be representative of current or future allocations.

The funds invest in other PIMCO funds and performance is subject to underlying investment weightings which will vary. Investing in the **bond market** is subject to risks, including market, interest rate, issuer, credit, inflation risk, and liquidity risk. The value of most bonds and bond strategies

are impacted by changes in interest rates. Bonds and bond strategies with longer durations tend to be more sensitive and volatile than those with shorter durations; bond prices generally fall as interest rates rise, and low interest rate environments increase this risk. Reductions in bond counterparty capacity may contribute to decreased market liquidity and increased price volatility. Bond investments may be worth more or less than the original cost when redeemed. Investing in **foreign denominated and/or domiciled securities** may involve heightened risk due to currency fluctuations, and economic and political risks, which may be enhanced in emerging markets. Mortgage and asset-backed securities may be sensitive to changes in interest rates, subject to early repayment risk, and their value may fluctuate in response to the market's perception of issuer creditworthiness; while generally supported by some form of government or private guarantee there is no assurance that private guarantors will meet their obligations. **High-yield, lower-rated, securities** involve greater risk than higher-rated securities; portfolios that invest in them may be subject to greater levels of credit and liquidity risk than portfolios that do not. **Equities** may decline in value due to both real and perceived general market, economic, and industry conditions. **Derivatives** may involve certain costs and risks such as liquidity, interest rate, market, credit, management and the risk that a position could not be closed when most advantageous. Investing in derivatives could lose more than the amount invested. **The cost of investing in the Fund will generally be higher than the cost of investing in a fund that invests directly in individual stocks and bonds. Diversification does not ensure against loss.**

There is no guarantee that these investment strategies will work under all market conditions or are appropriate for all investors and each investor should evaluate their ability to invest long-term, especially during periods of downturn in the market.

Portfolio structure is subject to change without notice and may not be representative of current or future allocations.

Bloomberg Global Aggregate (CAD Hedged) Index provides a broad-based measure of the global investment-grade fixed income markets. The three major components of this index are the U.S. Aggregate, the Pan-European Aggregate, and the Asian-Pacific Aggregate Indices. The index also includes Eurodollar and Euro-Yen corporate bonds, Canadian Government securities, and USD investment grade 144A securities. **Bloomberg U.S. Aggregate Index (CAD Hedged)** represents securities that are SEC-registered, taxable, and dollar denominated. The index covers the U.S. investment grade fixed rate bond market, with index components for government and corporate securities, mortgage pass-through securities, and asset-backed securities. These major sectors are subdivided into more specific indices that are calculated and reported on a regular basis. It is not possible to invest directly in an unmanaged index.

PIMCO as a general matter provides services to qualified institutions, financial intermediaries and institutional investors. Individual investors should contact their own financial professional to determine the most appropriate investment options for their financial situation. This material contains the current opinions of the manager and such opinions are subject to change without notice. This material has been distributed for informational purposes only and should not be considered as investment advice or a recommendation of any particular security, strategy or investment product. Information contained herein has been obtained from sources believed to be reliable, but not guaranteed. No part of this material may be reproduced in any form, or referred to in any other publication, without express written permission. PIMCO is a trademark of Allianz Asset Management of America LLC in the United States and throughout the world. © 2024, PIMCO.

The products and services provided by PIMCO Canada Corp. may only be available in certain provinces or territories of Canada and only through dealers authorized for that purpose. PIMCO Canada has retained PIMCO LLC as sub-adviser. PIMCO Canada will remain responsible for any loss that arises out of the failure of its sub-advisor.

PIMCO Canada Corp., 199 Bay Street, Suite 2050, Commerce Court Station, P.O. Box 363, Toronto, ON, M5L 1G2, 416.368.3350